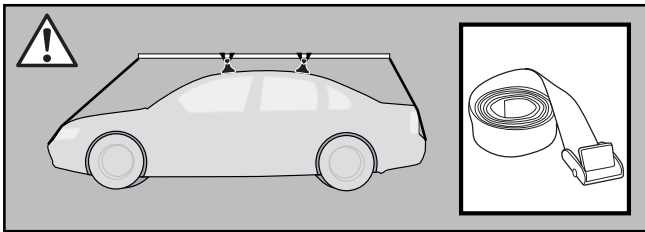
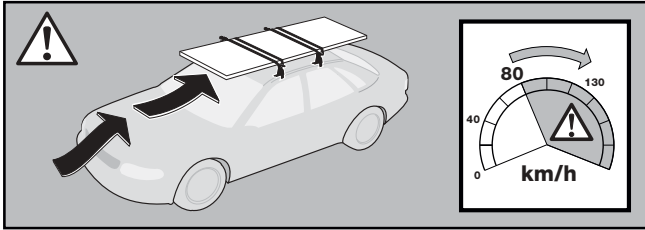


# THULE®

SWEDEN

- S** Monteringsanvisning
- GB** Fitting instructions
- D** Montageanleitung
- F** Instructions de montage
- NL** Montage-instructies
- FIN** Asennusohje
- E** Instrucciones de montaje
- I** Istruzioni per il montaggio
- CZ** Návod na montáž
- PL** Instrukcja montażu
- HU** Szerelési utasítások
- RU** Инструкции по установке
- EST** Paigalduseeskirjad
- SLO** Navodila za pritrjevanje
- 한국어 장착 지침
- 日本語 取扱(取付)説明書
- 中文 安装说明



## Kit 109

1061-1-0109

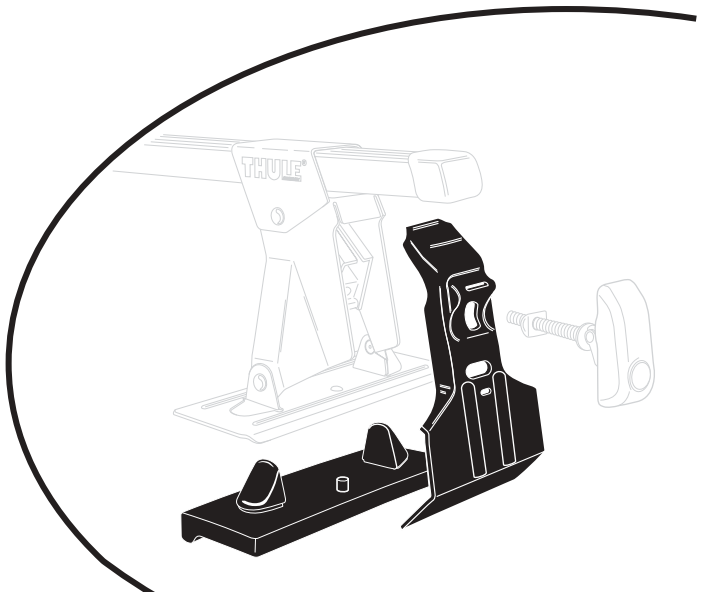
- ACURA Integra, 3-dr Hatchback, 90-93*
- ACURA Integra, 4-dr Sedan, 90-93*
- CHRYSLER 300, 4-dr Sedan, 05-*
- HONDA Civic, 2-dr Coupé (USA), 93-95*
- HONDA Civic, 3-dr Hatchback, 92-95*
- HONDA Integra, 3-dr Hatchback, 90-93*
- HONDA Integra, 3-dr Hatchback, 94-*
- HONDA Integra, 4-dr Sedan, 90-93*

Se não houver instruções no seu idioma, entre em contato com os funcionários do estabelecimento para obter informações

Αν οι οδηγίες δεν εκτυπώνονται στη γλώσσα σας, παρακαλούμε ζητήστε πληροφορίες από το προσωπικό του καταστήματος.

Eğer talimatlar dilinizde basılı değilse, lütfen atölye personelinden bilgi isteyiniz.

ถ้าไม่มีคำแนะนำในภาษาของคุณ โปรดติดต่อพนักงานในร้านเพื่อขอข้อมูล



# THULE®

SWEDEN

Box 69, 330 33 Hillerstorp, SWEDEN  
www.thule.com

436-3DF2/501-0109-10

# Follow me...



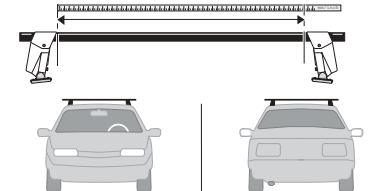
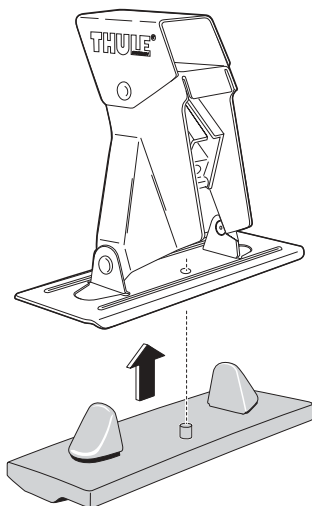
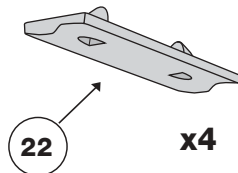
**HONDA Integra, 3-dr, 94-  
500 mm 19 3/4 inch**

**HONDA Prelude, 2-dr  
300 mm 11 7/8 inch**

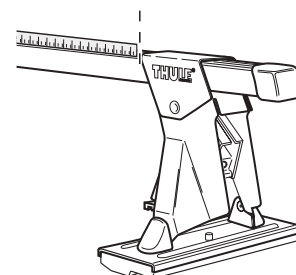
- S** **VIKTIG!** Pga det korta monteringsavståndet mellan fästpunkterna får ej boxar, surfbrädor, cyklar eller andra långa föremål monteras.
- GB** **IMPORTANT!** As the distance between the load bars is short, roof boxes, surfboards, bikes and other long loads should not be transported.
- D** **WICHTIG!** Aufgrund des geringen Montageabstandes zwischen den Bogen des Lastenträgers dürfen keine Dachboxen, Surfbretter, Fahrräder andere lange Gegenstände montiert werden.
- F** **IMPORTANT!** Les points de fixation étant relativement rapprochés, il ne faut pas monter sur le porte-chargees d'objets longs tels que coffre, surf, vélos ou autres.
- NL** **BELANGRIJK!** Vanwege de korte montage-afstand tussen de bevestigingspunten mogen er geen combi-boxen, surfplanken, fietsen of andere lange voorwerpen gemonteerd worden.
- FIN** **TÄRKEÄ!** Kiinnityspisteiden lyhyen asennusvälin vuoksi ei telineelle saa asentaa kuljetuslaatikoita, purjelautoja, polkupyöriä tai muita pitkiä esineitä.
- E** **IMPORTANTE!** Debido a la corta distancia de montaje entre los apoyos, no deben montarse cajas de techo, tablas de surfing, bicicletas ni otros objetos largos.
- I** **IMPORTANTE!** A causa della ridotta distanza tra le barre portatutto, non trasportare box portapacchi, tavole da surf, biciclette ed altri carichi lunghi
- CZ** **POZOR!** Vzhledem ke krátké montážní vzdálenosti mezi úchyty nelze namontovat nákladové boxy, surfovací prkna, kola či jiné dlouhé předměty.

- PL** **UWAGA!** Ze względu na krótki odstęp między punktami zamocowania nie wolno zakładać skrzyń, desek do surfowania, rowerów lub innych długich przedmiotów.
- HU** **FONTOS!** Amennyiben a két alaptartót túl közel rögzítjük egymáshoz, akkor a tetőboxok, szőrtartók, kerékpártartók és más kiegészítők nem szállíthatók
- RU** **ВАЖНО!** Ввиду малого расстояния между поперечинами не рекомендуется перевозка боксов, досок для серфинга, велосипедов и прочих длинномерных грузов
- EST** **TÄHTIS!** Kuna kandetalade vahemaa on lühike, ei tohiks transportida katusebokse, lainelaudu, jalgrattaid ja teisi pikki laadungeid.
- SLO** **POMEMBNO!** Zaradi prekratke razdalje med palicama dolgih tovorov, kot so surfli, kolesa in strešni kovčki, ni dovoljeno prevažati.
- 한국어** **중요!** 적재 바 사이의 간격이 짧으면 루프 박스, 서핑보드, 자전거 등 길이가 긴 짐을 실을 수 없습니다.
- 日本語** **重要!** 積荷バー間の距離が短いため、ルーフボックス、サーフボード、自転車などの長さのある積荷は運搬しないでください。
- 中文** **重要事项!** 由于负载杆之间的距离很短，因此不能在车顶上运输箱子、冲浪板、自行车和其他很长的货物。

1

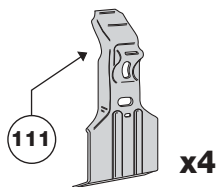


<b>ACURA Integra, 3-dr</b>	859 mm	849 mm
<b>HONDA Integra, 3-dr, 90-93</b>	33 7/8 inch	33 3/8 inch
<b>ACURA Integra, 4-dr</b>	856 mm	846 mm
<b>HONDA Integra, 4-dr</b>	33 5/8 inch	33 1/4 inch
<b>CHRYSLER 300, 4-dr Sedan</b>	1105 mm	1099 mm
	43 1/2 inch	43 1/4 inch
<b>HONDA Civic, 2-dr</b>	863 mm	863 mm
	34 inch	34 inch
<b>HONDA Civic, 3-dr</b>	865 mm	848 mm
	34 1/8 inch	33 2/5 inch
<b>HONDA Integra, 3-dr, 94-</b>	862 mm	864 mm
	33 7/8 inch	34 inch
<b>HONDA Prelude, 3-dr</b>	910 mm	910 mm
	35 7/8 inch	35 7/8 inch

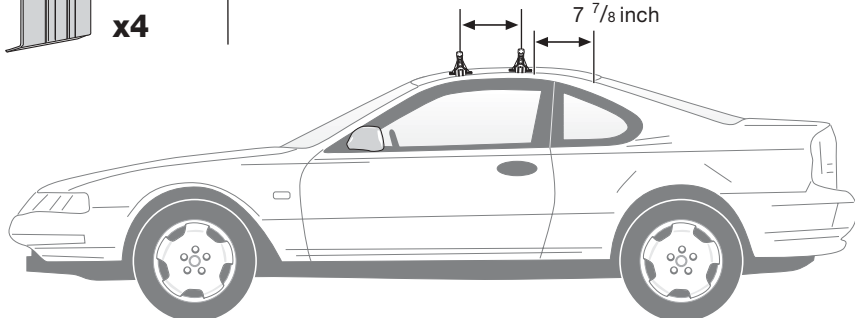


2

**HONDA Prelude, 2-dr Coupé, 92-96**




★ 300 mm  
11 7/8 inch    200 mm  
7 7/8 inch



**HONDA Prelude, 2-dr Coupé, 92-96**

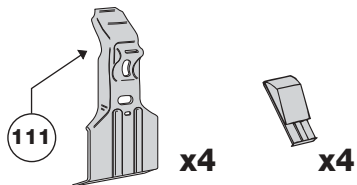
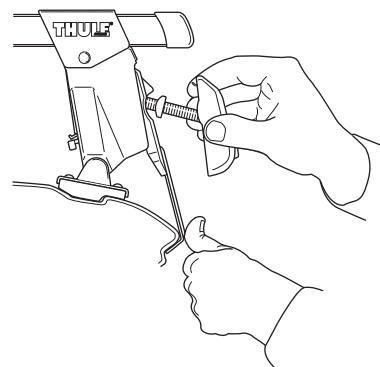
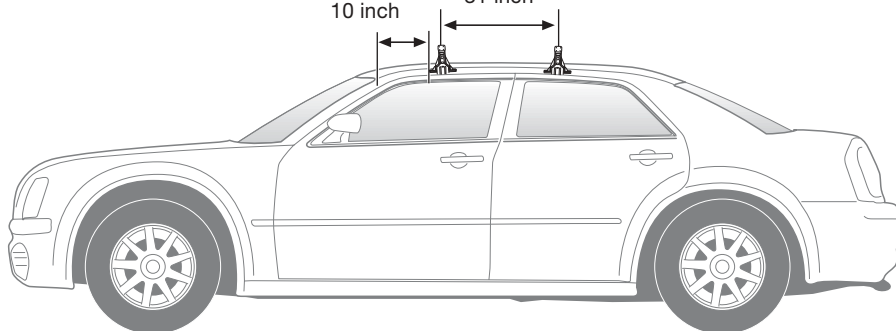
	+		=	<b>Max. 60 kg</b>
---	---	---	---	-------------------

**CHRYSLER 300, 4-dr Sedan, 05-**

	+		=	<b>Max. 75 kg</b>
---	---	---	---	-------------------

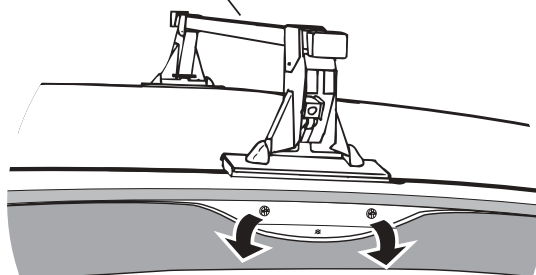
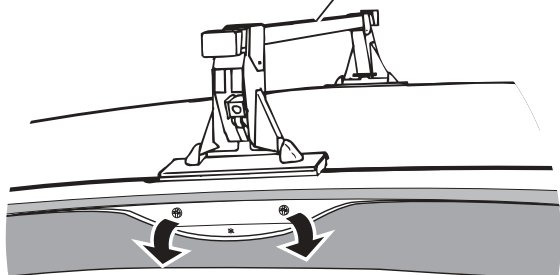
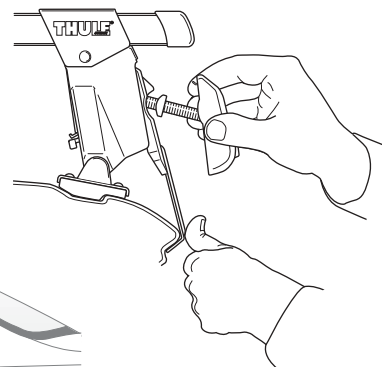
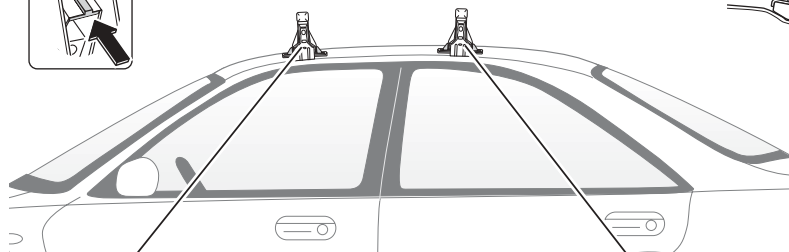
**CHRYSLER 300, 4-dr Sedan, 05-**

255 mm  
10 inch    787 mm  
31 inch

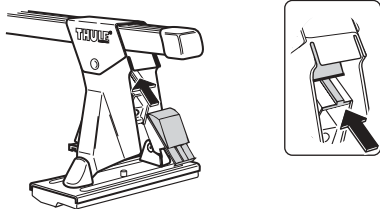
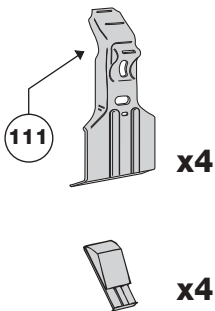


**ACURA Integra, 4-dr Sedan, 90-93**  
**HONDA Integra, 4-dr Sedan, 90-93**

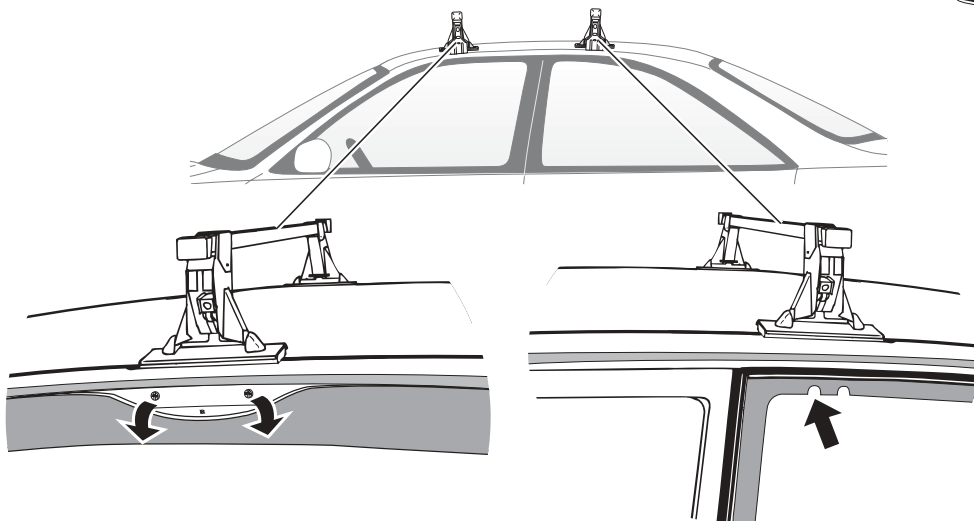
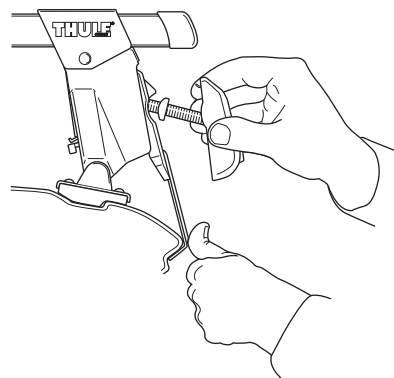
	+		=	<b>Max. 75 kg</b>
---	---	---	---	-------------------




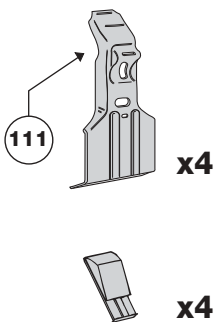
**ACURA Integra, 3-dr Hatchback, 90-93**  
**HONDA Integra, 3-dr Hatchback, 90-93**



6,5 Kg + xx kg = **Max. 75 kg**



**HONDA Civic, 2-dr Coupé (USA), 93-95**  
**HONDA Civic, 3-dr Hatchback, 92-95**  
**HONDA Integra, 3-dr Hatchback, 94-**



**HONDA Civic, 2-dr Coupé (USA), 93-95**  
**HONDA Civic, 3-dr Hatchback, 92-95**

6,5 Kg + xx kg = **Max. 75 kg**  
 4,5 Kg

**HONDA Integra, 3-dr Hatchback, 94-**

6,5 Kg + xx kg = **Max. 50 kg**  
 4,5 Kg

**HONDA Integra, 3-dr Hatchback, 94- ★**

